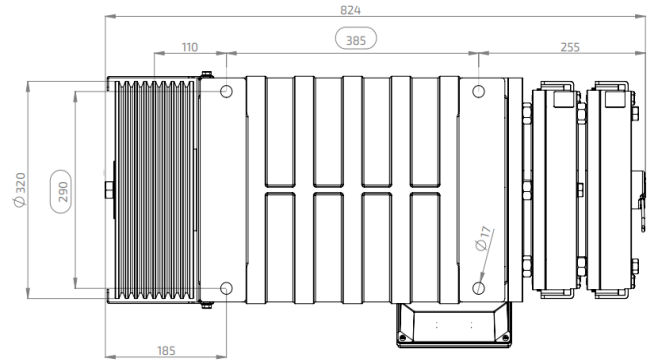

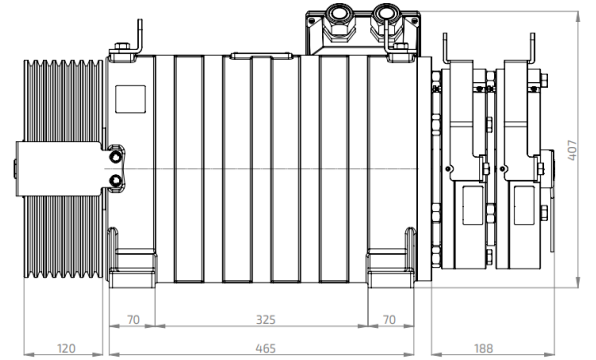
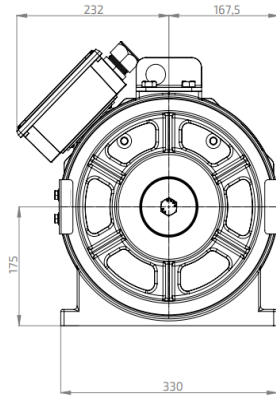


Model / Model

A175-800Nm 1600-1,00

Yük-Yolcu / Load-Person	1600 Kg (20 Person)
Hız / Speed	1,0 m/s
Aski / Roping	2 / 1
Kasnak-Hatve / Sheave-Pitch	ø320 x 8 x ø8 / 14
V Kanal Açısı / V Groove Angle	40°
Enkoder / Encoder	Endat / Sincos / Biss-C
Fren / Brake Magnet	200 V DC / 220 V AC + (Rectifier)
Duty Cycle / Görev Faktörü	53 40%
Machine Weight / Makine Ağırlığı	~350 Kg
Maks. Statik Yük / Max. Static Load	7000Kg (2/1)
Tork / Torque	800 NM
Bağlantı / Connect	(Y) Star
Devir / Motor RPM	120 RPM
Frekans / Frequency	44 Hz
Kutup Sayısı / Number of Poles	44 Poles
Motor Gücü / Motor Power	10,05 Kw
Akım / Current	26,5 A
Voltaj / Terminal Voltage	338 V AC
Cosφ / Cos φ	0,87



Astes Asansör ölçüler ve veriler üzerinde değişiklik yapma hakkına sahiptir.

The dimensions and data are subject to change without notice.