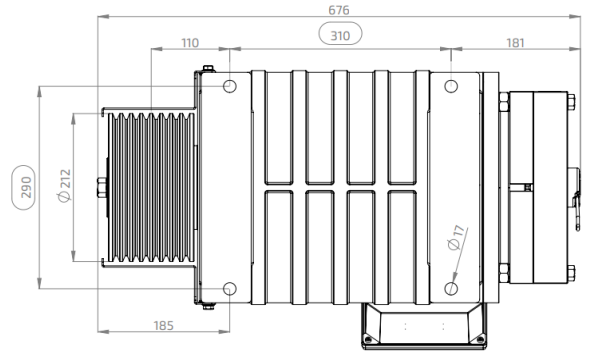
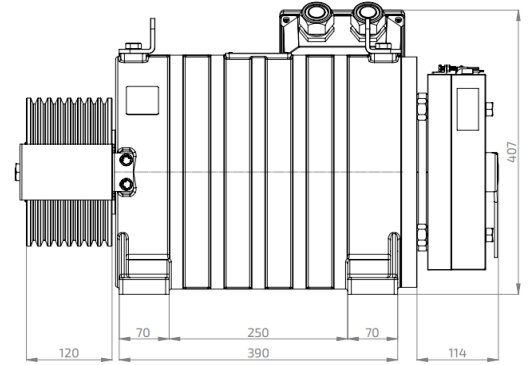
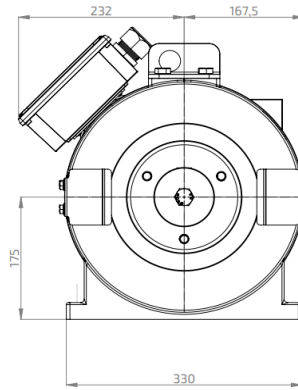


## Model / Model

## A175-500Nm 1600-1,60

<b>Yük-Yolcu</b> / Load-Person		1600 Kg (20 Person)
<b>Hız</b> / Speed		1,6 m/s
<b>Aski</b> / Roping		2 / 1
<b>Kasnak-Hatve</b> / Sheave-Pitch		ø210 x 8 x ø8 / 14
<b>V Kanal Açısı</b> / V Groove Angle		45°
<b>Enkoder</b> / Encoder		Endat / Sincos / Biss-C
<b>Fren</b> / Brake Magnet		200 V DC
<b>Duty Cycle</b> / Görev Faktörü		53 40%
<b>Machine Weight</b> / Makine Ağırlığı		285Kg
<b>Maks. Statik Yük</b> / Max. Static Load		7000Kg (2/1)
<b>Tork</b> / Torque		500 Nm
<b>Bağlantı</b> / Connect		(Δ) Delta
<b>Devir</b> / Motor RPM		290 RPM
<b>Frekans</b> / Frequency		106,33 Hz
<b>Kutup Sayısı</b> / Number of Poles		44 Poles
<b>Motor Gücü</b> / Motor Power		15,18 kW
<b>Akım</b> / Current		34,5 A
<b>Voltaj</b> / Terminal Voltage		337
<b>Cosφ</b> / Cos φ		0,90



Astes Asansör ölçüler ve veriler üzerinde değişiklik yapma hakkına sahiptir.

The dimensions and data are subject to change without notice.