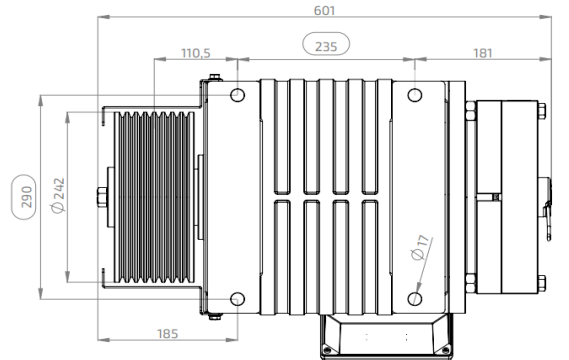
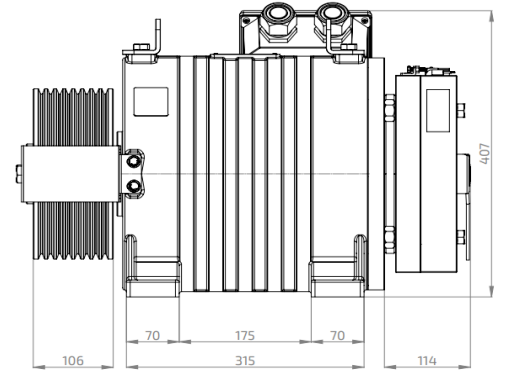
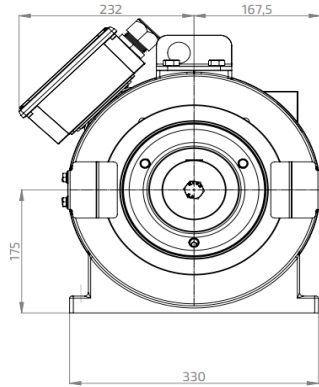


Model / Model

A175-400Nm 1000-1,60

Yük-Yolcu / Load-Person		1000 Kg (13 Person)
Hız / Speed		1,6 m/s
Aski / Roping		2 / 1
Kasnak-Hatve / Sheave-Pitch		ø240 x 8 x ø6,5 / 12
V Kanal Açısı / V Groove Angle		45°
Enkoder / Encoder		Endat / Sincos / Biss-C
Fren / Brake Magnet		200 V DC
Duty Cycle / Görev Faktörü		S3 40%
Machine Weight / Makine Ağırlığı		260Kg
Maks. Statik Yük / Max. Static Load		6000Kg (2/1)
Tork / Torque		400 Nm
Bağlantı / Connect		(Δ) Delta
Devir / Motor RPM		255 RPM
Frekans / Frequency		93,5 Hz
Kutup Sayısı / Number of Poles		44 Poles
Motor Gücü / Motor Power		10,68 kW
Akım / Current		28,9 A
Voltaj / Terminal Voltage		331 V AC
Cosφ / Cos φ		0,88



Astes Asansör ölçüler ve veriler üzerinde değişiklik yapma hakkına sahiptir.

The dimensions and data are subject to change without notice.

Factory: Fevzipasa Mah. Gülbağlar Sok. No:9 Değirmenköy - Silivri - İstanbul - TÜRKİYE

T:+90 212 723 53 73 (pbx) F: +90 212 723 53 76

Web: www.astes.com.tr E-Mail: astes@astes.com.tr